



Table of Contents

11 Unit 3: Energy On the Move

Chapter 11: Motion

- 11.1: [The Nature of Sound](#)
- 11.2: [Properties of Sound](#)
- 11.3: [Music](#)
- 11.4: [Using Sound](#)

CHAPTER RESOURCES

END

The Nature of Sound

11.1 What causes sound?

- Every sound is produced by an object that vibrates.
- For example, your friends' voices are produced by the vibrations of their vocal cords, and music from a carousel and voices from a loudspeaker are produced by vibrating speakers.


CHAPTER RESOURCES

END

The Nature of Sound

11.1 Sound Waves

- Sound waves are compressional waves.
- A compressional wave is made up of two types of regions called compressions and rarefactions.




CHAPTER RESOURCES

END

The Nature of Sound

11.1 Sound Waves

- You'll see that when a radio speaker vibrates outward, the nearby molecules in the air are pushed together to form compressions.




CHAPTER RESOURCES

END

The Nature of Sound

11.1 Sound Waves

- As the figure shows, when the speaker moves inward, the nearby molecules in the air have room to spread out, and a rarefaction forms.



CHAPTER RESOURCES

END

The Nature of Sound

11.1 Sound Waves

- As long as the speaker continues to vibrate back and forth, compressions and rarefactions are formed.



CHAPTER RESOURCES

END

The Nature of Sound

11.1 Traveling as a Wave

- Compressions and rarefactions move away from the speaker as molecules in the air collide with their neighbors.
- A series of compressions and rarefactions forms that travels from the speaker to your ear.
- This sound wave is what you hear.

CHAPTER RESOURCES

END

The Nature of Sound

11.1 Moving Through Materials

- Most sounds you hear travel through air to reach your ears.
- If you've ever been swimming underwater and heard garbled voices, you know that sound also travels through water.
- Sound waves can travel through any type of matter—solid, liquid, or gas.

CHAPTER RESOURCES

END

The Nature of Sound

11.1 Moving Through Materials

- Sound waves can travel through any type of matter—solid, liquid, or gas.
- The matter that a wave travels through is called a medium.
- Sound waves cannot travel through empty space.

CHAPTER RESOURCES

END

The Nature of Sound

11.1 The Speed of Sound in Different Materials

- The speed of a sound wave through a medium depends on the substance the medium is made of and whether it is solid, liquid, or gas.

Speed of Sound in Different Mediums	
Medium	Speed of Sound (in m/s)
Air	347
Cork	500
Water	1,498
Brick	3,650
Aluminum	4,877

CHAPTER RESOURCES

END

The Nature of Sound

11.1 The Speed of Sound in Different Materials

- In general, sound travels the slowest through gases, faster through liquids, and even faster through solids.

Speed of Sound in Different Mediums	
Medium	Speed of Sound (in m/s)
Air	347
Cork	500
Water	1,498
Brick	3,650
Aluminum	4,877

CHAPTER RESOURCES

END

The Nature of Sound

11.1 The Speed of Sound in Different Materials

- Sound travels faster in liquids and solids than in gases because the individual molecules in a liquid or solid are closer together than the molecules in a gas.

Speed of Sound in Different Mediums	
Medium	Speed of Sound (in m/s)
Air	347
Cork	500
Water	1,498
Brick	3,650
Aluminum	4,877

CHAPTER RESOURCES

END

The Nature of Sound

11.1 The Speed of Sound in Different Materials

- However, the speed of sound doesn't depend on the loudness of the sound.
- Loud sounds travel through a medium at the same speed as soft sounds.

Speed of Sound in Different Mediums	
Medium	Speed of Sound (in m/s)
Air	347
Cork	500
Water	1,498
Brick	3,650
Aluminum	4,877


CHAPTER RESOURCES

END

The Nature of Sound

11.1 A Model for Transmitting Sound

- A line of people passing a bucket is a model for molecules transferring the energy of a sound wave.



CHAPTER RESOURCES

END

The Nature of Sound

11.1 A Model for Transmitting Sound

- When the people are far away from each other, like the molecules in gas, it takes longer to transfer the bucket of water from person to person.




CHAPTER RESOURCES

END

The Nature of Sound

11.1 A Model for Transmitting Sound

- The bucket travels quickly down the line when the people stand close together.
- The closer the particles, the faster they can transfer energy from particle to particle.




CHAPTER RESOURCES

END

The Nature of Sound

11.1 Temperature and the Speed of Sound

- As the temperature of a substance increases, its molecules move faster.
- This makes them more likely to collide with each other.



Click image to view movie


CHAPTER RESOURCES

END

The Nature of Sound

11.1 **Human Hearing**

- Vocal cords and mouths move in many different ways to produce various kinds of compressional waves.
- Your ears and brain work together to turn the compressional waves caused by speech, music, and other sources into something that has meaning.



CHAPTER RESOURCES

END

The Nature of Sound

11.1 **Human Hearing**

- First, the ear gathers the compressional waves.
- Next, the ear amplifies the waves.
- In the ear, the amplified waves are converted to nerve impulses that travel to the brain.
- Finally, the brain decodes and interprets the nerve impulses.

CHAPTER RESOURCES

END

The Nature of Sound

11.1 **Gathering Sound Waves — The Outer Ear**



MAC OS X users click here to view.

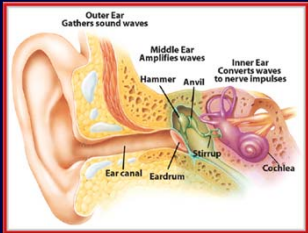
CHAPTER RESOURCES

END

The Nature of Sound

11.1 **Gathering Sound Waves — The Outer Ear**

- The human ear has three sections called the outer ear, the middle ear, and the inner ear.
- The outer ear is where sound waves are gathered.



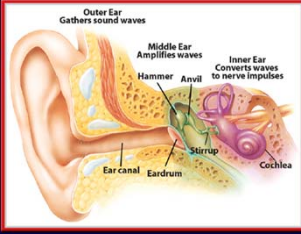
CHAPTER RESOURCES

END

The Nature of Sound

11.1 **Gathering Sound Waves — The Outer Ear**

- The **eardrum** is a tough membrane about 0.1 mm thick.
- When incoming sound waves reach the eardrum, they transfer their energy to it and it vibrates.




CHAPTER RESOURCES

END

The Nature of Sound

11.1 **Converting Sound Waves—The Inner Ear**

- The inner ear contains the **cochlea** (KOH klee uh), which is a spiral-shaped structure that is filled with liquid and contains tiny hair cells.



CHAPTER RESOURCES

END

Section Check

11.1

Question 1

What type of wave is a sound wave?

Answer

A sound wave is a compressional wave.

CHAPTER RESOURCES

Section Check

11.1

Question 2

In which of the following environments would sound waves not travel?

A. at altitudes of 10,000 – 15,000 m
 B. in solid aluminum
 C. on the Moon
 D. under water

CHAPTER RESOURCES

Section Check

11.1

Answer

The answer is C. Sound waves require a medium through which to travel. So, sound waves cannot travel through empty space.

CHAPTER RESOURCES

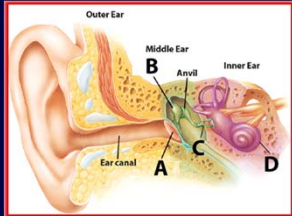
Section Check

11.1

Question 3

Which region of the ear amplifies sound waves?

A. ear drum
 B. inner ear
 C. middle ear
 D. outer ear



CHAPTER RESOURCES

Section Check

11.1

Answer

The answer is C. The bones of the middle ear amplify sound waves.


CHAPTER RESOURCES

Properties of Sounds

11.2

Intensity and Loudness

- What happens to the sound waves from your radio when you adjust the volume? The notes sound the same as when the volume was higher, but something about the sound changes.




CHAPTER RESOURCES

Properties of Sounds

11.2 Intensity and Loudness

- The difference is that quieter sound waves do not carry as much energy as louder sound waves do.



CHAPTER RESOURCES

END

Properties of Sounds

11.2 Intensity and Loudness

- The amount of energy a wave carries corresponds to its amplitude.
- For a compressional wave, amplitude is related to the density of the particles in the compressions and rarefactions.

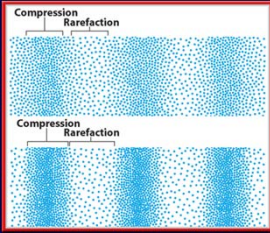
CHAPTER RESOURCES

END

Properties of Sounds

11.2 Intensity and Loudness

- When an object vibrates strongly with a lot of energy, it makes sound waves with tight, dense compressions.
- When an object vibrates with low energy, it makes sound waves with loose, less dense compressions.



CHAPTER RESOURCES

END

Properties of Sounds

11.2 Intensity and Loudness

- The density of particles in the rarefactions behaves in the opposite way.
- It is important to remember that matter is not transported during the compression and rarefaction of a compression wave—only energy is transported.
- Matter compresses and expands as the wave of energy passes through the matter.


CHAPTER RESOURCES

END

Properties of Sounds

11.2 Intensity

- Intensity** is the amount of energy that flows through a certain area in a specific amount of time.




CHAPTER RESOURCES

END

Properties of Sounds

11.2 Intensity

- When you turn down the volume of your radio, you reduce the energy carried by the sound waves, so you also reduce their intensity.



CHAPTER RESOURCES

END

Properties of Sounds

11.2 Intensity

- Intensity influences how far away a sound can be heard.
- If you and a friend whisper a conversation, the sound waves you create have low intensity and do not travel far.
- You have to sit close together to hear each other.

CHAPTER RESOURCES

Properties of Sounds

11.2 Intensity Decreases with Distance

- Intensity influences how far a wave will travel because some of a wave's energy is converted to other forms of energy when it is passed from particle to particle.
- A sound wave of low intensity loses its energy more quickly, and travels a shorter distance than a sound wave of higher intensity.

CHAPTER RESOURCES

Properties of Sounds

11.2 Loudness

- **Loudness** is the human perception of sound intensity.
- When sound waves of high intensity reach your ear, they cause your eardrum to move back and forth a greater distance than sound waves of low intensity do.

CHAPTER RESOURCES

Properties of Sounds

11.2 Loudness

- The bones of the middle ear convert the increased movement of the eardrum into increased movement of the hair cells in the inner ear.
- As a result, you hear a loud sound.

CHAPTER RESOURCES

Properties of Sounds

11.2 A Scale for Loudness

- The intensity of sound can be described using a measurement scale.
- Each unit on the scale for sound intensity is called a **decibel** (DE suh bel), abbreviated dB.

CHAPTER RESOURCES

Properties of Sounds

11.2 A Scale for Loudness


- On this scale, the faintest sound that most people can hear is 0 dB.
- Sounds with intensity levels above 120 dB may cause pain and permanent hearing loss.

CHAPTER RESOURCES

Properties of Sounds

11.2 **Pitch**

- If you were to sing a scale, your voice would start low and become higher with each note.



- Pitch** is how high or low a sound seems to be.
- The pitch of a sound is related to the frequency of the sound waves.

CHAPTER RESOURCES

Properties of Sounds

11.2 **Frequency and Pitch**

- Frequency is a measure of how many wavelengths pass a particular point each second.
- For a compressional wave, such as sound, the frequency is the number of compressions or the number of rarefactions that pass by each second.

CHAPTER RESOURCES

Properties of Sounds

11.2 **Frequency and Pitch**

- Frequency is measured in hertz (Hz).
- When a sound wave with high frequency hits your ear, many compressions hit your eardrum each second.
- Your brain interprets these fast vibrations caused by high-frequency waves as a sound with a high pitch.
- As the frequency of a sound wave decreases, the pitch becomes lower.

CHAPTER RESOURCES

Properties of Sounds

11.2 **Frequency and Pitch**

- This figure shows different notes and their frequencies.
- A healthy human ear can hear sound waves with frequencies from about 20 Hz to 20,000 Hz.

C	D	E	F	G	A	B	C
do	re	mi	fa	so	la	ti	do
262 Hz	294 Hz	330 Hz	349 Hz	393 Hz	440 Hz	494 Hz	524 Hz

CHAPTER RESOURCES

Properties of Sounds

11.2 **Frequency and Pitch**

- The human ear is most sensitive to sounds in the range of 440 Hz to about 7,000 Hz.

C	D	E	F	G	A	B	C
do	re	mi	fa	so	la	ti	do
262 Hz	294 Hz	330 Hz	349 Hz	393 Hz	440 Hz	494 Hz	524 Hz

CHAPTER RESOURCES

Properties of Sounds

11.2 **Ultrasonic and Infrasonic Waves**

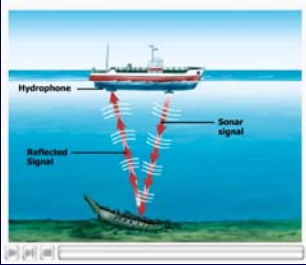
- Most people can't hear sound frequencies above 20,000 Hz, which are called **ultrasonic** waves.
- Even though humans can't hear ultrasonic waves, they use them for many things.

CHAPTER RESOURCES

Properties of Sounds

11.2 Ultrasonic and Infrasonic Waves

- Ultrasonic waves are used in medical diagnosis and treatment.
- They also are used to estimate the size, shape, and depth of underwater objects.



The diagram shows a ship on the surface of the water. A hydrophone is mounted on the ship, and a sonar signal is sent down into the water. A reflected signal is shown returning from the bottom of the water. Labels include 'Hydrophone', 'Sonar signal', and 'Reflected signal'. A small icon in the top right corner says 'MAC OS X users click here to view'.

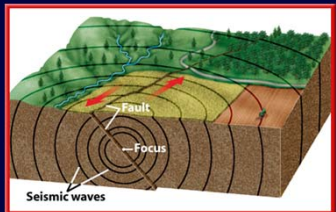
CHAPTER RESOURCES

END

Properties of Sounds

11.2 Ultrasonic and Infrasonic Waves

- Infrasonic, or subsonic waves have frequencies below 20 Hz—too low for most people to hear.



The diagram shows a cross-section of the Earth's crust. A fault is shown, and seismic waves are shown radiating from a focus. Labels include 'Fault', 'Focus', and 'Seismic waves'.

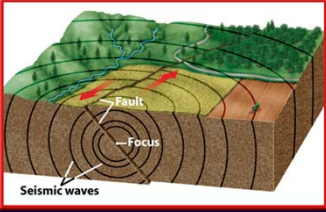
CHAPTER RESOURCES

END

Properties of Sounds

11.2 Ultrasonic and Infrasonic Waves

- These waves are produced by sources that vibrate slowly, such as wind, heavy machinery, and earthquakes.



The diagram shows a cross-section of the Earth's crust. A fault is shown, and seismic waves are shown radiating from a focus. Labels include 'Fault', 'Focus', and 'Seismic waves'.

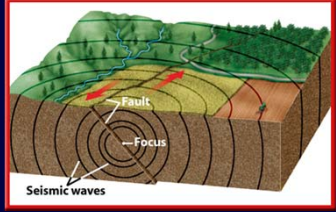
CHAPTER RESOURCES

END

Properties of Sounds

11.2 Ultrasonic and Infrasonic Waves

- Although you can't hear infrasonic waves, you may feel them as a rumble inside your body.



The diagram shows a cross-section of the Earth's crust. A fault is shown, and seismic waves are shown radiating from a focus. Labels include 'Fault', 'Focus', and 'Seismic waves'.

CHAPTER RESOURCES

END

Properties of Sounds

11.2 The Doppler Effect

- The change in pitch or wave frequency due to a moving wave source is called the **Doppler effect**.
- The Doppler effect occurs when the source of a sound wave is moving relative to a listener.

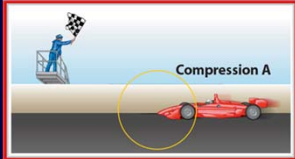
CHAPTER RESOURCES

END

Properties of Sounds

11.2 Moving Sound

- As a race car moves, it sends out sound waves in the form of compressions and rarefactions.
- The race car creates a compression, labeled A.
- Compression A moves through the air toward the flagger standing at the finish line.



The diagram shows a race car moving to the right. A flagger is standing at the finish line. A compression, labeled 'Compression A', is shown moving through the air toward the flagger. Labels include 'Compression A'.

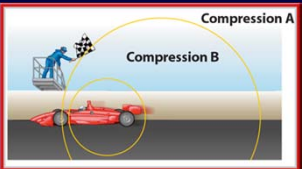
CHAPTER RESOURCES

END

Properties of Sounds

11.2 Moving Sound

- By the time compression B leaves the race car, the car has moved forward.
- Because the car has moved since the time it created compression A, compressions A and B are closer together than they would be if the car had stayed still.



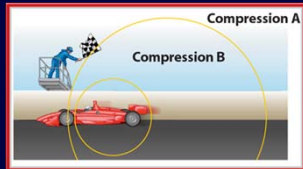
CHAPTER RESOURCES

END

Properties of Sounds

11.2 Moving Sound

- As a result, the flagger hears a higher pitch.



CHAPTER RESOURCES

END

Properties of Sounds

11.2 A Moving Observer

- The Doppler effect happens any time the source of a sound is changing position compared with the observer.
- It occurs no matter whether it is the sound source or the observer that is moving.
- The faster the change in position, the greater the change in frequency and pitch.

CHAPTER RESOURCES

END

Properties of Sounds

11.2 Using the Doppler Effect

- The Doppler effect also occurs for other waves besides sound waves.
- For example, the frequency of electromagnetic waves, such as radar waves, changes if an observer and wave source are moving relative to each other.


CHAPTER RESOURCES

END

Properties of Sounds

11.2 Using the Doppler Effect

- Radar guns use the Doppler effect to measure the speed of cars.
- Weather radar also uses the Doppler shift to show the movement of winds in storms, such as a tornado.



CHAPTER RESOURCES

END

Section Check

11.2 Question 1

Each unit on the scale for sound intensity is called a _____.

CHAPTER RESOURCES


END

Section Check

11.2

Answer

The answer is decibel, abbreviated dB.



CHAPTER RESOURCES

END

Section Check

11.2

Question 2

Sound frequencies above 20,000 Hz are called _____ waves.

A. infrasonic
B. infrared
C. subsonic
D. ultrasonic

CHAPTER RESOURCES

END

Section Check

11.2

Answer

The answer is D. Subsonic and infrasonic are waves with frequencies below 20 Hz.

CHAPTER RESOURCES

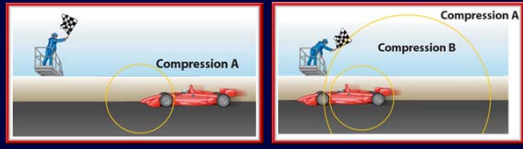
END

Section Check

11.2

Question 3

Describe the Doppler effect.



CHAPTER RESOURCES

END

Section Check

11.2

Answer

The Doppler effect is the change in pitch due to a moving wave source. effect.

CHAPTER RESOURCES

END

Music

11.3

What is music?

- Music and noise are caused by vibrations—with some important differences.
- Noise has random patterns and pitches.
- **Music** is made of sounds that are deliberately used in a regular pattern. 🎵

CHAPTER RESOURCES

END

Music

11.3 **Natural Frequencies**

- Every material has a particular frequency at which it will vibrate, called its natural frequency.
- No matter how you pluck a guitar string, you hear the same pitch, because the string always vibrates at its natural frequency.




? CHAPTER RESOURCES ⏪ 📄 ⏩ END

Music

11.3 **Resonance**

- In wind instruments, the column of air inside vibrates.
- The air vibrates because of resonance—the ability of a medium to vibrate by absorbing energy at its own natural frequency.



? CHAPTER RESOURCES ⏪ 📄 ⏩ END

Music

11.3 **Sound Quality**

- Suppose your classmate played a note on a flute and then a note of the same pitch and loudness on a piano.
- Each of these instruments has a unique sound quality.
- **Sound quality** describes the differences among sounds of the same pitch and loudness. 🔊

? CHAPTER RESOURCES ⏪ 📄 ⏩ END

Music

11.3 **Sound Quality**

- Objects can be made to vibrate at other frequencies besides their natural frequency.
- The specific combination of frequencies produced by a musical instrument is what gives it a distinctive quality of sound.

? CHAPTER RESOURCES ⏪ 📄 ⏩ END

Music

11.3 **Overtone**

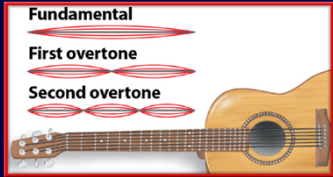
- The main tone that is played and heard is called the fundamental frequency.
- On a guitar, for example, the fundamental frequency is produced by the entire string vibrating back and forth.

? CHAPTER RESOURCES ⏪ 📄 ⏩ END

Music

11.3 **Overtone**

- In addition to vibrating at the fundamental frequency, the string also vibrates to produce overtones.
- An **overtone** is a vibration whose frequency is a multiple of the fundamental frequency. 🔊




? CHAPTER RESOURCES ⏪ 📄 ⏩ END

Music

11.3 Musical Instruments

- A musical instrument is any device used to produce a musical sound.
- Violins, cello, oboes, bassoons, horns, and kettledrums are musical instruments that you might have seen and heard in your school orchestra.



? CHAPTER RESOURCES < > END

Music

11.3 Strings


- In string instruments, sound is produced by plucking, striking, or drawing a bow across tightly stretched strings.
- Because the sound of a vibrating string is soft, string instruments usually have a resonator.

? CHAPTER RESOURCES < > END

Music

11.3 Strings

- A **resonator** (RE-zuh-nay-tur) is a hollow chamber filled with air that amplifies sound when the air inside of it vibrates.



? CHAPTER RESOURCES < > END

Music

11.3 Brass and Woodwinds


- Brass and woodwind instruments rely on the vibration of air to make music.
- Brass instruments have cone-shaped mouthpieces.
- This mouthpiece is inserted into metal tubing, which is the resonator in a brass instrument.

? CHAPTER RESOURCES < > END

Music

11.3 Brass and Woodwinds

- As the player blows into the instrument, his or her lips vibrate against the mouthpiece.
- The air in the resonator also starts to vibrate, producing a pitch.




? CHAPTER RESOURCES < > END

Music

11.3 Percussion


- Percussion instruments are struck, shaken, rubbed, or brushed to produce sound.
- Some, such as kettledrums, have a membrane stretched over a resonator.



? CHAPTER RESOURCES < > END

11.3 **Percussion**

• When the drummer strikes the membrane with sticks or hands, the membrane vibrates and causes the air inside the resonator to vibrate.



CHAPTER RESOURCES

11.3 **Percussion**

- The resonator amplifies the sound made when the membrane is struck.
- Some drums have a fixed pitch, but others have a pitch that can be changed by tightening or loosening the membrane.

CHAPTER RESOURCES

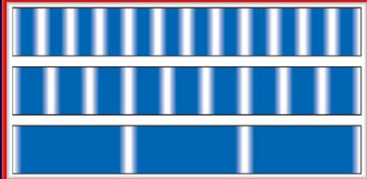
11.3 **Beats**

- When two instruments play at the same time, the sound waves produced by each instrument interfere.
- The amplitudes of the waves add together when compressions overlap and rarefactions overlap, causing an increase in loudness.
- When compressions and rarefactions overlap each other, the loudness decreases.

CHAPTER RESOURCES

11.3 **Beats**

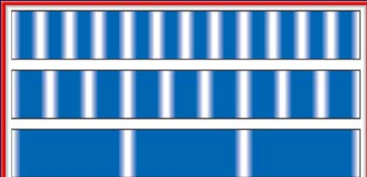
- Beats can occur when sound waves of different frequencies, shown in the top two panels, combine.



CHAPTER RESOURCES

11.3 **Beats**

- These sound waves interfere with each other, forming a wave with a lower frequency, shown in the bottom panel.
- This wave causes a listener to hear beats.



CHAPTER RESOURCES

Section Check

11.3 **Question 1**

_____ is made of sounds that are deliberately used in a regular pattern.

Answer

Music is made of sounds that are deliberately used in a regular pattern.

CHAPTER RESOURCES

Section Check

11.3

Question 2

What is the ability of a medium to vibrate by absorbing energy at its own natural frequency called?

A. interference
 B. noise
 C. resonance
 D. tuning

CHAPTER RESOURCES

Section Check

11.3

Answer

The answer is C. Resonance helps amplify the sound created in many musical instruments.


CHAPTER RESOURCES

Section Check

11.3

Question 3

Which diagram represents a vibration whose frequency is twice the fundamental frequency?



CHAPTER RESOURCES

Section Check

11.3

Answer

The answer is B, which represents the first overtone.

CHAPTER RESOURCES

Using Sound

11.4

Acoustics

- When an orchestra stops playing, does it seem as if the sound of its music lingers for a couple of seconds?
- This echoing effect produced by many reflections of sound is called **reverberation** (rih vur buh RAY shun).
- During an orchestra performance, reverberation can ruin the sound of the music.

CHAPTER RESOURCES

Using Sound

11.4

Acoustics


- Some scientists and engineers specialize in **acoustics** (uh KEW stihks), which is the study of sound.

CHAPTER RESOURCES

Using Sound

11.4 **Acoustics**

- They know that soft, porous materials can reduce excess reverberation, so they might recommend that the walls of concert halls be lined with carpets and draperies.



END

Using Sound

11.4 **Echolocation**

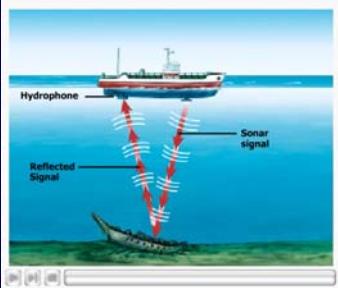
- At night, bats swoop around in darkness without bumping into anything.
- Their senses of sight and smell help them navigate.
- Many species of bats also depend on echolocation. **Echolocation** is the process of locating objects by emitting sounds and interpreting the sound waves that are reflected back.

END

Using Sound

11.4 **Sonar**

- **Sonar** is a system that uses the reflection of underwater sound waves to detect objects.




END

Using Sound

11.4 **Ultrasound in Medicine**

- One of the important uses of ultrasonic waves is in medicine.
- Using special instruments, medical professionals can send ultrasonic waves into a specific part of a patient's body.




END

Using Sound

11.4 **Ultrasound in Medicine**

- Reflected ultrasonic waves are used to detect and monitor conditions such as pregnancy, certain types of heart disease, and cancer.



END

Using Sound

11.4 **Ultrasound Imaging**

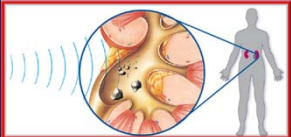
- Like X rays, ultrasound can be used to produce images of internal structures.
- The sound waves reflect off the targeted organs or tissues, and the reflected waves are used to produce electrical signals.
- A computer program converts these electrical signals into video images, called sonograms.

END

Using Sound

11.4 **Treating with Ultrasound**

- Sometimes small, hard deposits of calcium compounds or other minerals form in the kidneys, making kidney stones.
- Ultrasonic treatments are commonly used to break them up.




CHAPTER RESOURCES

END

Using Sound

11.4 **Treating with Ultrasound**

- Bursts of ultrasound create vibrations that cause the stones to break into small pieces.
- These fragments then pass out of the body with the urine.



CHAPTER RESOURCES

END

Section Check

11.4

Question 1

The process of locating objects by emitting sounds and interpreting the sound waves that are reflected back is called _____.

- A. acoustics
- B. echolocation
- C. infrasonic tracking
- D. reverberation

CHAPTER RESOURCES

END

Section Check

11.4

Answer

The answer is B. Echolocation is used by some animals such as bats and dolphins.

CHAPTER RESOURCES

END

Section Check

11.4

Question 2

Which of the following is not a use of ultrasonic technology in medicine?

- A. examination of the gallbladder
- B. examination of bones
- C. fetal monitoring *in utero*
- D. kidney stone treatment

CHAPTER RESOURCES

END

Section Check

11.4

Answer

The answer is B. Ultrasound is not as useful as X rays for examining bones, because hard tissues absorb ultrasonic waves instead of reflecting them.

CHAPTER RESOURCES

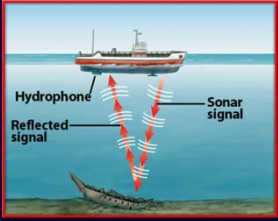
END

Section Check

11.4

Question 3
What is sonar?

Answer
Sonar is a system that uses the reflection of underwater sound waves to detect objects.



Hydrophone
Reflected signal
Sonar signal

CHAPTER RESOURCES

END

Help

11

To advance to the next item or next page click on any of the following keys: mouse, space bar, enter, down or forward arrow.

- Click on this icon to return to the table of contents
- Click on this icon to return to the previous slide
- Click on this icon to move to the next slide

CHAPTER RESOURCES Click on this icon to open the resources file.

END Click on this icon to go to the end of the presentation.

CHAPTER RESOURCES

END

End of Chapter Summary File

CHAPTER RESOURCES

END